



This manual is intended primarily for use by professional bicycle mechanics. Users who are not professionally trained for bicycle assembly should not attempt to install the components.

If any part of the information on the manual is unclear to you, do not proceed with the installation. Instead, contact your dealer or a local bicycle shop for their assistance.

Make sure to read all instruction manuals included with the product.

You can find all the manuals and specs on our website <http://ingrid.bike>

## MAINTENANCE

This product is not guaranteed against natural wear and deterioration from normal use and aging.

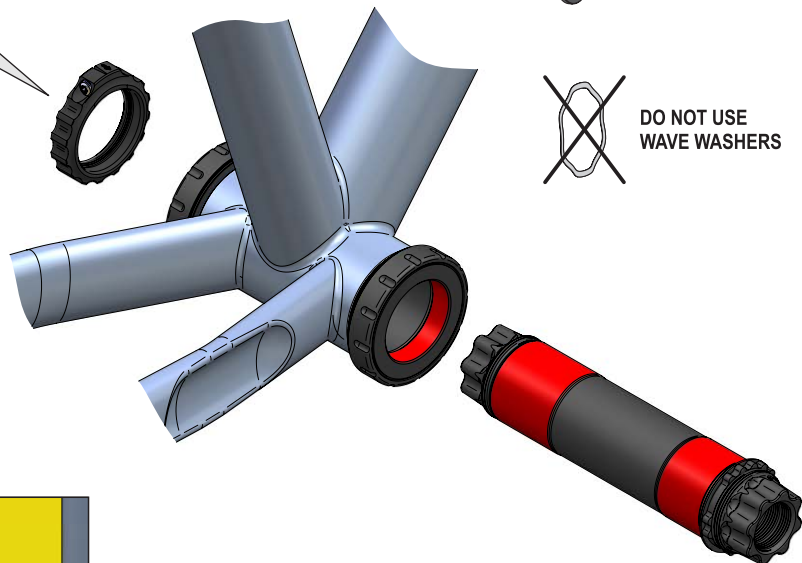
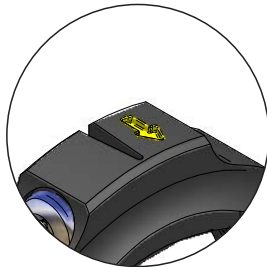
**!!! PERIODICALLY CHECK THE TIGHTENING. INCORRECT TIGHTENING CAN CAUSE MALFUNCTIONS OR BREAKAGE**

Rev. 1.0 2022/09

MOSCONI s.r.l. | via la Villa 28 zona artigianale Ghilardino 61034 Fossombrone, PU

## INSTALLATION

Hand screw the **RING** to preload the crankset until it stops. Make sure there is no play. Tighten the screw to lock the preload ring by a **T10 Torx** screwdriver.



USE THE INCLUDED SPACERS TO COMPLY WITH THE CORRECT DIMENSIONS AS INDICATED ON THE NEXT PAGE



DO NOT USE WAVE WASHERS

~11.5 mm

AFTER INSTALLATION CHECK THIS DIMENSION

NDS



APPLY HIGH QUALITY **LITIO+PTFE** GREASE TO RED COLORED SURFACE

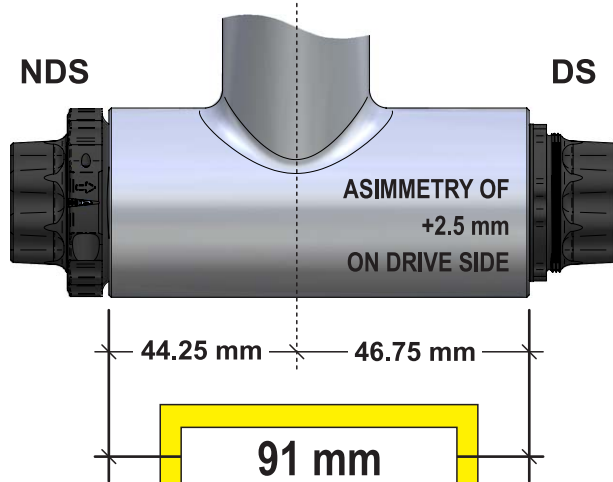
## OUR CRANKSET SYSTEM IS DESIGNED WITH AN ASIMMETRY OF +2.5 mm ON DRIVE SIDE

The common **MTB** frames/BB cups are **asymmetrical** and that provides the necessary configuration

The common **ROAD** frames/BB cups are **symmetrical**. In this case add 2.5 mm on the drive side

**VERIFY THAT THE FRAME/BB CUPS COMPLIES WITH THE REQUIRED DIMENSIONS FOR OUR SPINDLES**

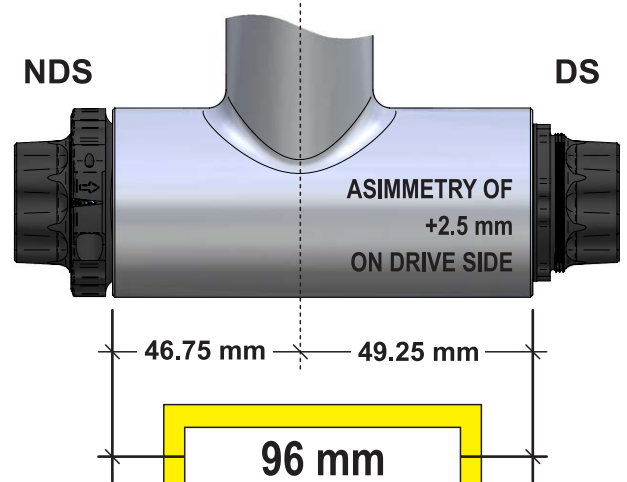
### L131 / SRM ROAD



THIS DIMENSION MUST BE REACHED BY THE SUM OF:

- 1 - FRAME BB SHELL WIDTH
- 2 - BEARINGS / BB CUPS
- 3 - SPACERS

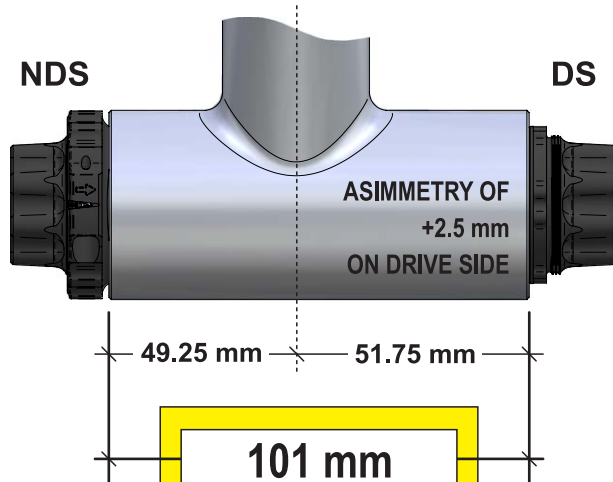
### L136



THIS DIMENSION MUST BE REACHED BY THE SUM OF:

- 1 - FRAME BB SHELL WIDTH
- 2 - BEARINGS / BB CUPS
- 3 - SPACERS

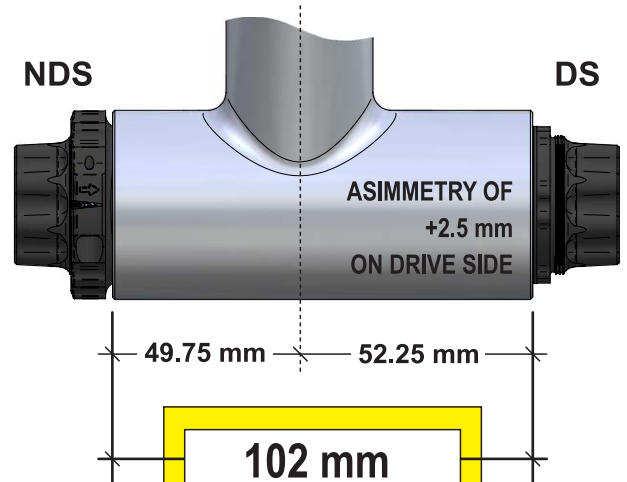
### L141



THIS DIMENSION MUST BE REACHED BY THE SUM OF:

- 1 - FRAME BB SHELL WIDTH
- 2 - BEARINGS / BB CUPS
- 3 - SPACERS

### SRM MTB



THIS DIMENSION MUST BE REACHED BY THE SUM OF:

- 1 - FRAME BB SHELL WIDTH
- 2 - BEARINGS / BB CUPS
- 3 - SPACERS